



# Silk C&G IX

## Data Sheet

7IX


5IX

3IX

2IX

1IX

DIX



- 50 dB / 114 dB SPL  
(2 ccm coupler)
- 61 dB / 126 dB SPL  
(Ear simulator)

Data sheet also applicable for Silk C&G sDemo DIX

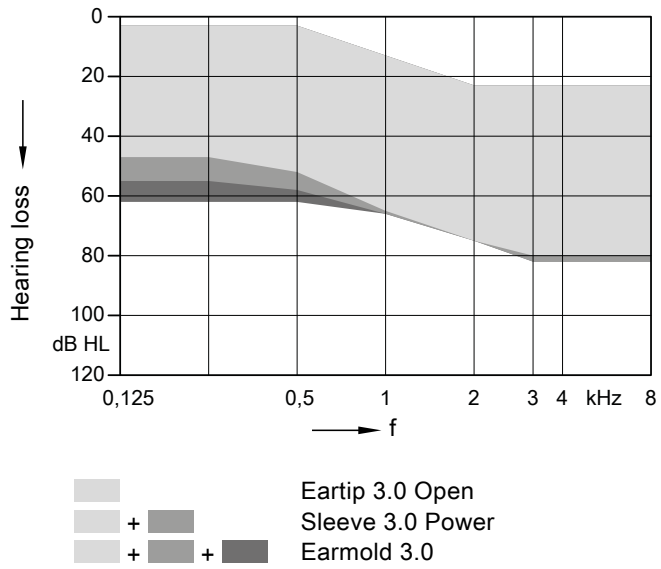
# Silk C&G IX | Technical Data

		2 ccm coupler	Ear simulator
<b>Output sound pressure level</b>			
OSPL 90 at 1.6 kHz		—	118 dB SPL
OSPL 90 (peak)		114 dB SPL	126 dB SPL
HFA OSPL 90		108 dB SPL	—
<b>Full-on gain</b>			
FOG at 1.6 kHz		—	53 dB
FOG (peak)		50 dB	61 dB
HFA FOG		45 dB	—
Reference test gain		31 dB	43 dB
<b>Frequency, noise and directivity</b>			
Frequency range	7IX	100 – 9100 Hz	100 – 10300 Hz
	5IX	100 – 8700 Hz	100 – 8800 Hz
	3IX, 2IX, 1IX	100 – 8200 Hz	100 – 8300 Hz
Equivalent input noise		16 dB SPL	17 dB SPL
Total harmonic distortion at 500 / 800 / 1600 / 3200 Hz		2 / 3 / 2 / 1 %	4 / 6 / 5 / — %
Tinnitus noiser broadband		71 dB SPL	—
AI-DI		—	—
Latency		< 15 ms	
<b>Inductive coil sensitivity</b>			
MASL (1 mA/m) at 1.6 kHz		—	—
HFA MASL (1 mA/m)		—	—
HFA SPLITS (left/right)		—	—
RSETS (left/right)		—	—
HFA SPLIV		—	—
<b>Battery</b>			
Battery runtime (without streaming)		up to 28 h	
Battery runtime (incl. streaming)		—	
<b>Cellphone compatibility</b>			
Microphone mode		0.65 – 0.96 GHz 1.4 – 2.7 GHz	
Telecoil mode		—	

— not applicable

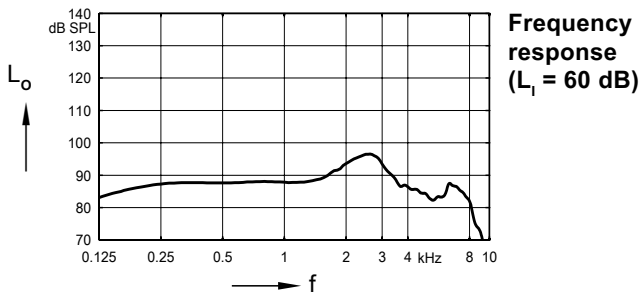
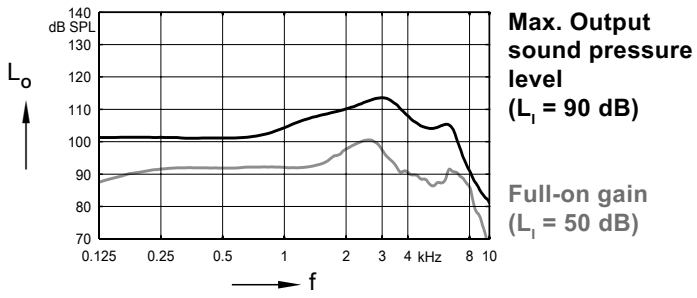
Refer to section “Further information” for additional information on the values.

# Silk C&G IX | Fitting Range

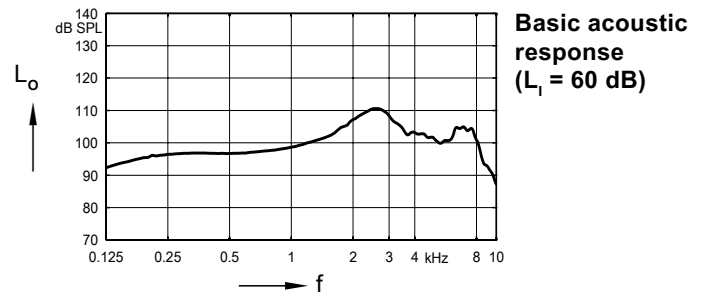
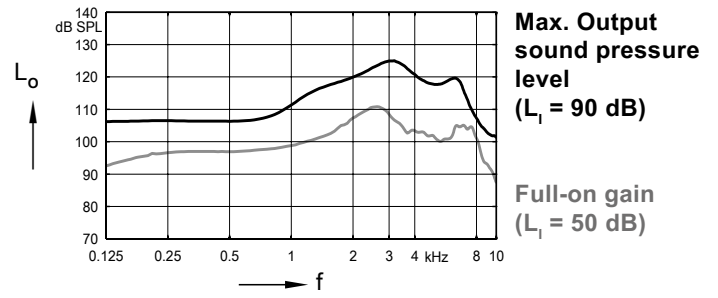


# Silk C&G IX | Basic Data

## 2 ccm coupler



## Ear simulator



# Silk C&G IX | Further information

## Abbreviations

The following abbreviations are used in this data sheet:

SPL	Sound Pressure Level
OSPL	Output Sound Pressure Level
HFA	High Frequency Average
FOG	Full-On Gain
MASL	Magneto Acoustical Sensitivity Level
SPLITS	Coupler SPL for an Inductive Telephone Simulator
RSETS	Relative Simulated Equivalent Telephone Sensitivity
SPLIV	SPL In a Vertical magnetic field
AI-DI	Articulation Index - Directivity Index
IRIL	Input Related Interference Level
RTF	Reference Test Frequency
ASHA	Audio Streaming for Hearing Aids

## Standards and additional information

- All measurements with the 2 ccm coupler were performed according to EN 60118-0:2015 and ANSI S3.22:2014 if applicable.
- All measurements with an ear simulator were performed according to EN 60118-0:1993 + A1:1994 and to DIN 45605 (frequency range) if applicable.
- All Cellphone Compatibility measurements were performed according to EN IEC 60118-13:2020 and ANSI C63.19:2019.
- Cellphone Compatibility definition: It is expected that the hearing aid user can effectively use a compliant wireless device held in a talking position at the ear. Maximum achievable Cellphone Compatibility range: 0.65–0.96 GHz and 1.4–2.7 GHz.
- Curves and figures representing FOG are measured with 20 dB reduction and 70 dB SPL input level.
- Figures representing Equivalent Input Noise incorporate a moderate expansion.
- Tinnitus noiser measurement conditions: all tinnitus single frequency sliders in max position, master volume slider in default position (0 dB) and local volume control in default position.
- Inductive coil sensitivity values, inductive response curves and T ratings apply for instruments with telecoil only.
- The current consumption is measured in reference test setting (RTS) according to the applicable standards. Due to the settling behaviour of hearing aids supporting RF (Radio Frequency), the battery current is measured 3 minutes after turning on (note: no pairing).
- The battery runtime is based on first fit settings using 60 % of the fitting range and an ISTS (International Speech Test Signal) input signal at 65 dB SPL (note: pairing established). The actual battery runtime is determined by battery quality, hearing loss, sound environment, usage and activated feature set. Regarding RF usage, Bluetooth audio streaming from phone to hearing aid and from hearing aid to phone are considered.
- Extended bandwidth up to 12 kHz for 7IX devices only.

## Special note for instruments with built-in lithium-ion rechargeable battery

The runtime of all lithium-ion rechargeable batteries reduces over time. The estimates are based on fresh lithium-ion rechargeable battery capacity. Under normal operating conditions, the battery will retain up to 80 % of its initial capacity after 2 years of use. Please note that battery performance will vary depending on individual usage patterns and environmental conditions.

